

# EDUCATION AND POVERTY

This infographic looks at the relationship between school attendance and living in poor socio-economic conditions

## NZ ATTENDANCE RATES\*

**58%** 2019      **47%** 2023

**STUDENTS ATTENDING 90% OF AVAILABLE HALF DAYS** (missing less than one week of school across a standard 10 week term)


[Click here](#) for more information

## School Attendance and the impact of hardship #

Going to school regularly is really important for children and young people. Poor attendance increases the risk of poor educational achievement.

This can result in lifelong negative impacts, including:

- lower earnings,
- less employment sustainability,
- social isolation,
- poorer mental health and social functioning,
- increased likelihood of criminal activity
- increased likelihood of requiring social assistance in the future



## Young people living in low socio-economic areas want to go to school #

Schools identified material hardship (income, poverty, lack of food) as a factor affecting attendance.

**25%**

REPRESENTS TEN OF THE 40 SCHOOLS



Not having the right equipment to go to school is a barrier (eg no shoes, uniform, money for events).



One in 10 parents said they would not send their child to school if they did not have the right equipment



More than one in 10 students and two out of 10 Māori students reported they did not have what they needed to go to school



## PROVIDING FOOD AND OTHER BASICS TO SCHOOL STUDENTS



For nearly one in 7 (14%) learners, getting food at school is a reason that made them want to go to school



Children in low socio-economic areas (24%) were more likely to want to go to school because they get food at school than children in high decile areas (8%)

Students in schools in low socio-economic areas put more value on going to school than students in the highest decile school areas #

**78%**

More likely to think going to school every day is important (compared to **61%** in high decile schools).

**61%**

Nearly twice as likely to go to school five days a week (compared to **33%** in high decile schools).

**74%**

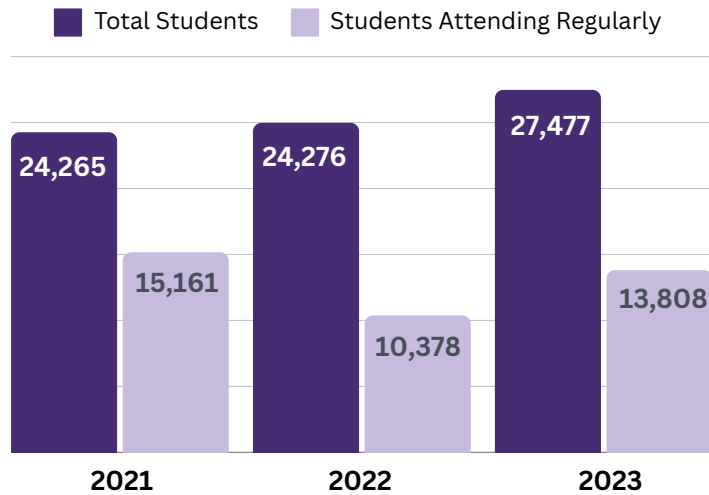
Feel more motivation from their family to attend because their family are proud of them (compared to **65%** in high decile schools).

# EDUCATION AND POVERTY

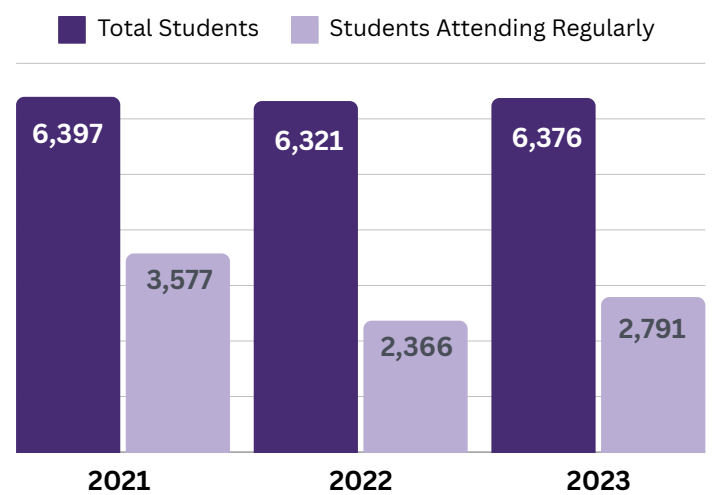
This infographic looks at specifically what is occurring in Tauranga and WBOP

## School Attendance - Term 2\*

**TAURANGA 50.3%** STUDENTS ATTENDING REGULARLY 2023



**WESTERN BOP 43.8%** STUDENTS ATTENDING REGULARLY 2023



### Ka Ora, Ka Ako Healthy School Lunches Programme \*

A Government funded programme aimed at the 25% of students in schools and kura facing the greatest socio-economic barriers that could affect achievement.

Schools participating as at October 2023

#### TAURANGA

##### PARTICIPATING SCHOOLS

27%

12 schools (out of a total of 45 schools) receiving lunches in schools (mostly Primary)

##### PARTICIPATING STUDENTS

11%

2,850 students (out of a total of 26,868 students) receiving lunches in schools

#### WESTERN BAY OF PLENTY

##### PARTICIPATING SCHOOLS

35%

9 schools (out of a total of 26 schools) receiving lunches in schools (mostly Primary)

##### PARTICIPATING STUDENTS

30%

1,990 students (out of a total of 6,719 students) receiving lunches in schools

### Providing food and other basics to school students

KidsCan is a charity that provides food, clothing and health products to schools/kura and early childhood centres/kohanga reo across New Zealand - [www.kidscan.org.nz](http://www.kidscan.org.nz)

Mt Maunganui

Te Puke

Matapahi

Paengaroa

16

SCHOOLS / KURA

TGA & WBOP

7

EARLY CHILDHOOD EDUCATION / KOHANGA REO

Greerton

Papamoa

Welcome Bay

Gate Pa

Maketu

Parkvale



Community Insights

[www.communityinsights.org.nz](http://www.communityinsights.org.nz)

Sources:

# ERO Research [ero.govt.nz](http://ero.govt.nz),

\* Education Counts data [educationcounts.govt.nz](http://educationcounts.govt.nz)